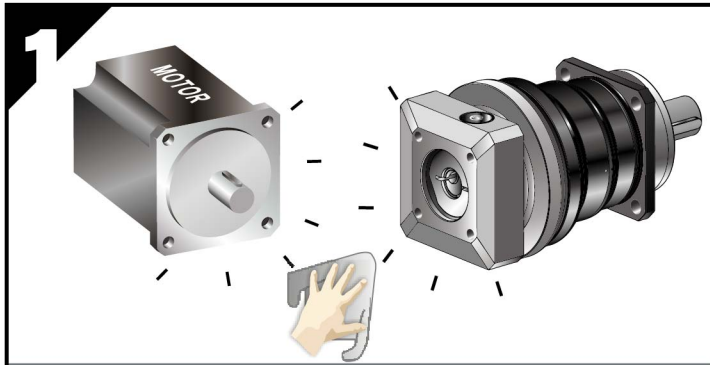






## MOUNTING INSTRUCTION (AFH series)



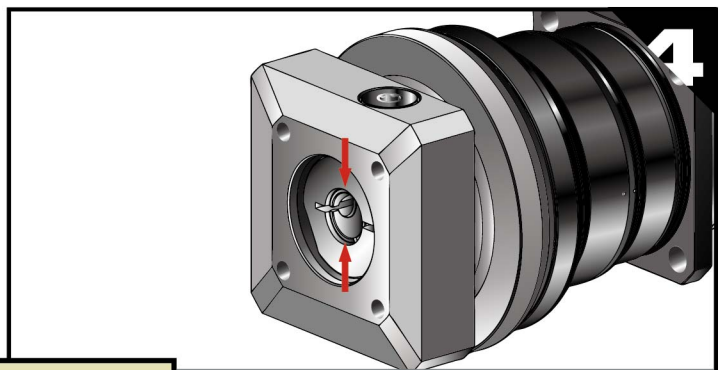
Double-check the motor and gearbox size.  
Clean the mounting surfaces.




Rotate the set collar until the bolt hole is aligned with access hole.

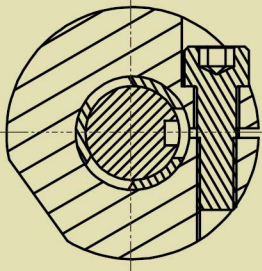
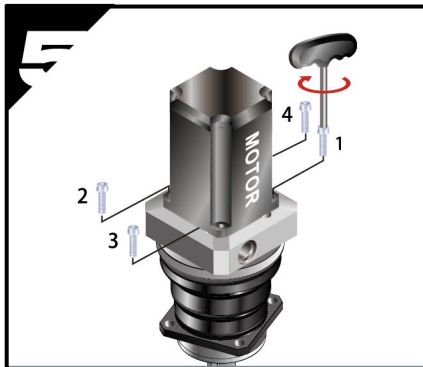


a. Remove motor key, if necessary.  
b. Insert balance key, if necessary.




Check motor shaft size.  
(If necessary, please insert bush)

 **Correct installation.**  
When installing on keyed or flatted shafts, please refer to figure below.


Set at vertical position. Tighten the mounting bolts (including washer) in 1~4 order with wrench to 5% specified torque. (See Table 1)



Tighten the set collar bolt with torque wrench to specified torque. (See Table 2)



Tighten the mounting bolts in 1~4 order with torque wrench to specified torque. (See Table 1)



Insert the plug.

**Table 1 Tightening Torque Recommended for Motor Mounting Bolt**

Bolt Size	Width Across Flats	Strength 8.8 Tightening Torque		Strength 10.9 Tightening Torque		Strength 12.9 Tightening Torque	
	[mm]	[Nm]	[In-lbs]	[Nm]	[In-lbs]	[Nm]	[In-lbs]
M3 x 0.5P	2.5	1.3	12	1.8	16	2.1	19
M4 x 0.7P	3	3	27	4.1	37	4.9	44
M5 x 0.8P	4	6.1	55	8.2	73	9.8	87
M6 x 1P	5	11	98	14	124	17	151
M8 x 1.25P	6	25	222	34	302	41	364
M10 x 1.5P	8	49	434	67	594	80	709
M12 x 1.75P	10	85	753	116	1028	139	1232
M14 x 2P	12	137	1214	186	1648	223	1976
M16 x 2P	14	210	1860	286	2534	343	3038

**Table 2 Tightening Torque Recommended for Set Collar Bolt**

Model	$\phi$ (C3)	8	11	14	19	24	28	32	35	38	42	48	55	60
AFH 060	1-st	-	M5	M5	M6	-	-	-	-	-	-	-	-	-
	2-st	M5	M5	M5	-	-	-	-	-	-	-	-	-	-
AFH 075	1-st	-	-	M6	M6	M10	-	-	-	-	-	-	-	-
	2-st	-	M5	M5	M6	-	-	-	-	-	-	-	-	-
AFH 100	1-st	-	-	-	M8	M10	M10	M10	M12	M12	-	-	-	-
	2-st	-	-	M6	M6	M10	-	-	-	-	-	-	-	-
AFH 140	1-st	-	-	-	-	M10	M10	M10	M12	M12	M12	M16	-	-
	2-st	-	-	-	M8	M10	M10	M10	M12	M12	-	-	-	-
AFH 180	1-st	-	-	-	-	-	-	M10	M12	M12	M12	M16	-	-
	2-st	-	-	-	-	M10	M10	M10	M12	M12	M12	M16	-	-
AFH 210	1-st	-	-	-	-	-	-	-	M12	M12	M12	M16	M16	-
	2-st	-	-	-	-	-	-	M10	M12	M12	M12	M16	-	-
AFH 240	1-st	-	-	-	-	-	-	-	M12	M12	M12	M16	M16	M16
	2-st	-	-	-	-	-	-	-	M12	M12	M12	M16	M16	-

Bolt Size	[mm]	M5 x 0.8P	M6 x 1P	M8 x 1.25P	M10 x 1.5P	M12 x 1.75P	M16 x 2P
Width Across Flats	[mm]	4	5	6	8	10	14
Tightening Torque	[Nm]	9.8	17	41	80	139	343
	[In-lbs]	87	151	364	709	1,232	3038

NOTE: Tightening Torque values can be exceeded by 20% for increased clamping force.



**APEX DYNAMICS, INC.**

40763 台中市西屯區科園三路10號

Tel:886-4-24650219 | Fax:886-4-24650118

sales@apexdyna.com | http://www.apexdyna.com



AFH-2018-11-1E